




Source of information: leaflet (note: the instructions might differ according to the brand of the acquired inhaler)

Testing your inhaler


Before using it for the first time: verify that the dose indicator shows 120 doses; write in the inhaler the date in which the aluminum pack was opened; don't shake the inhaler before use.


Using your inhaler


1  Hold your inhaler with the semi-transparent wine red mouthpiece cover at the bottom. Open the mouthpiece cover by folding it down until one loud click is heard.


2  Breathe out gently (as far as is comfortable). Do not breathe out through your inhaler.

3  Place the mouthpiece between your teeth. Do not bite the mouthpiece. Close your lips around the mouthpiece. Take care not to block the air vents.

4  Breathe in through your mouth as deeply and as hard as you can.

5  Hold your breath for 10 seconds or as long as you comfortably can.

6  Then breathe out gently (do not breathe out through the inhaler).

7  Close the mouthpiece cover