



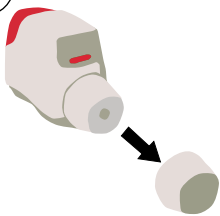
Source of information: leaflet (note: the instructions might differ according to the brand of the acquired inhaler)

### Placing the charge in your inhaler

When you first get the device you will need to put the cartridge containing the medicine into the device. To do this, gently squeeze the ribbed surfaces on both sides of the lid. Move the lid forwards and off. Remove the protective aluminium foil from the cartridge box and take out the new cartridge. Only do this just before you need to use the cartridge. Insert the cartridge into the device with the dosage counter facing the mouthpiece. Do not press the dosage button while inserting the cartridge. Replace the lid into the lid guides from above and push down flat towards the dosage button until it clicks into place.

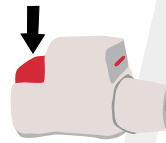
### Using your inhaler

1



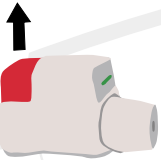
Remove the protective cap, by slightly squeezing the sides and sliding forwards.

2



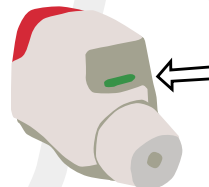
To 'prime' the device push down hard on the large coloured button until it stops. You will hear a loud double click and the colour of the control window will change from red to green.

3



You can now release the large button. It should only be pressed immediately before inhaling.

4



Make sure the coloured control window has changed to green. The green control window confirms that your device is primed is ready for inhalation.

5



Breathe out deeply, but not into the inhaler.

6



Put your lips around the mouthpiece.

7



Inhale the powder steadily, deeply and as rapidly as possible (to the maximum inhalation). During this breath you should hear a loud click. This click indicates that you have breathed in strongly enough for the inhaler to work. Continue inhaling as strongly and deeply as you can.



8



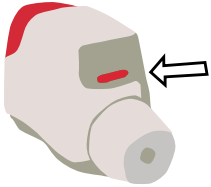
Remove the inhaler from your mouth and hold your breath for a few seconds.

9




Breathe out slowly.

10



Make sure the control window has turned to red. This confirms that you have inhaled your full dose correctly. IF THE COLOURED CONTROL WINDOW IS STILL GREEN, PLEASE REPEAT INHALING STRONGLY AND DEEPLY THROUGH THE MOUTHPIECE.

11



Replace the protective cap on the mouthpiece.