



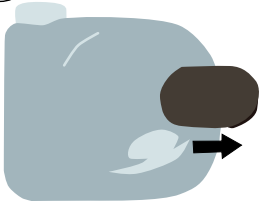
Source of information: leaflet (note: the instructions might differ according to the brand of the acquired inhaler)

Unpackaging your inhaler

When you open the box, Jet actuator-spacer is closed with the mouthpiece cap.

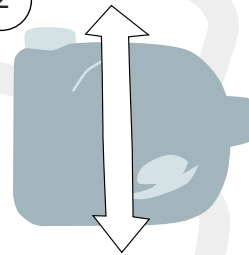
Using your inhaler

1



Remove the mouthpiece cap from the Jet spacer and hold it.

2



Shake the inhaler 4 or 5 times to ensure that the contents of the inhaler are evenly mixed.

3



Deeply breathe out.

4



Place the mouthpiece firmly between your lips .

5



Press down the canister with the index finger and breathe in deeply, even after a few seconds. (It is possible to perform more than one inhalation through the Jet.)

6




After inhalation, hold your breath as long as possible.

7



Breathe out gently.

8



Close the Jet again with the mouthpiece cap.